



Quality
Standards

Information and Data Brief: Hip Fracture

Care for People With Fragility Fractures


Find out why a particular quality standard
was created and the data behind it

Health Quality
Ontario

Let's make our health system healthier

Quality Standards are:

- Concise sets of easy-to-understand statements outlining what care should look like for people living with certain conditions.
- Based on the best available evidence.
- Accompanied by quality indicators that enable organizations to measure their performance.
- Designed for health care providers to help them understand what care they should be offering, and how to measure it.
- Intended to also help patients, residents, families and caregivers know what to ask for in their care.



The purpose of this brief

About 13,000 people living in Ontario experience a hip fracture every year.

Roughly 20% of these people will die within a year of their fracture, another 20% who had been independent before their fracture will be admitted to long-term care, and less than half of those who had previously lived independently will be able to walk without aids.

This brief provides information and data demonstrating why a quality standard is needed for people who experience hip fracture.



This brief does not represent a scorecard or report for health care providers. Rather, it is a baseline of current results.

THE PURPOSE OF THIS BRIEF CONTINUED

The data in this brief demonstrate that people in Ontario with a hip fracture need improved care.

This quality standard aims to:



- Inform clinicians and organizations what high-quality health care for people living with this condition should look like.
- Help clinicians and organizations assess the quality of care they are delivering, so they can identify gaps and areas for improvement.



How we look at the data

The information presented reflects different perspectives:

- Provincial results over time offer a broad overall system view and highlight trends.
- Results by LHIN region highlight some of the local differences.
- Results by facility provide a picture of how practice differs between hospitals.








Hip Fracture: The Data

30- and 90-day mortality — some context

- A hip fracture can be a catastrophic event that precipitates a steep decline in health and independence for a person, and a number of patients die subsequent to a fracture. To demonstrate the extent of this issue, we take a look at the 30-day and 90-day mortality rates for hip fracture patients.

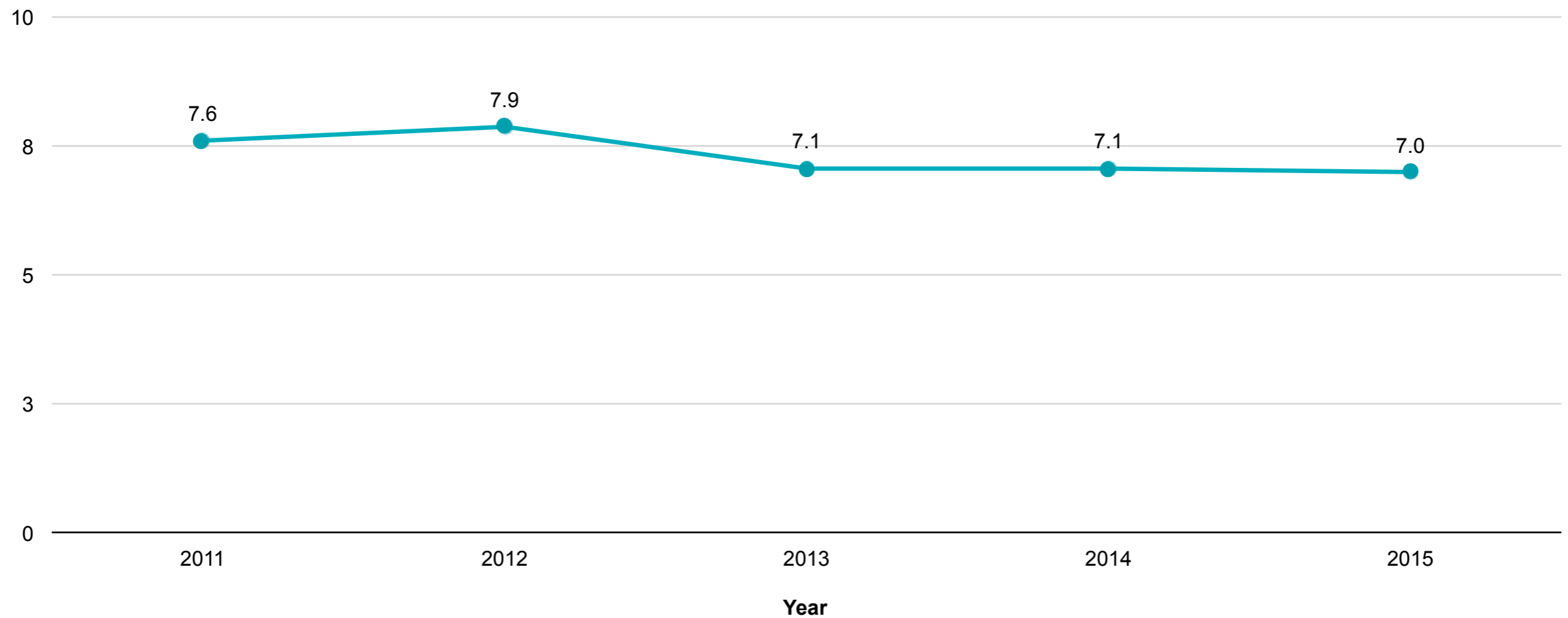


KEY FINDING

The 30-day all-cause mortality rate for hip fracture patients in Ontario has decreased slightly over the past five years.

30-day all-cause mortality for hip fracture patients, in Ontario, 2011 to 2015

Percent



Data source: Discharge Abstract Database (DAD), National Ambulatory Care Reporting System (NACRS), provided by the MOHLTC.

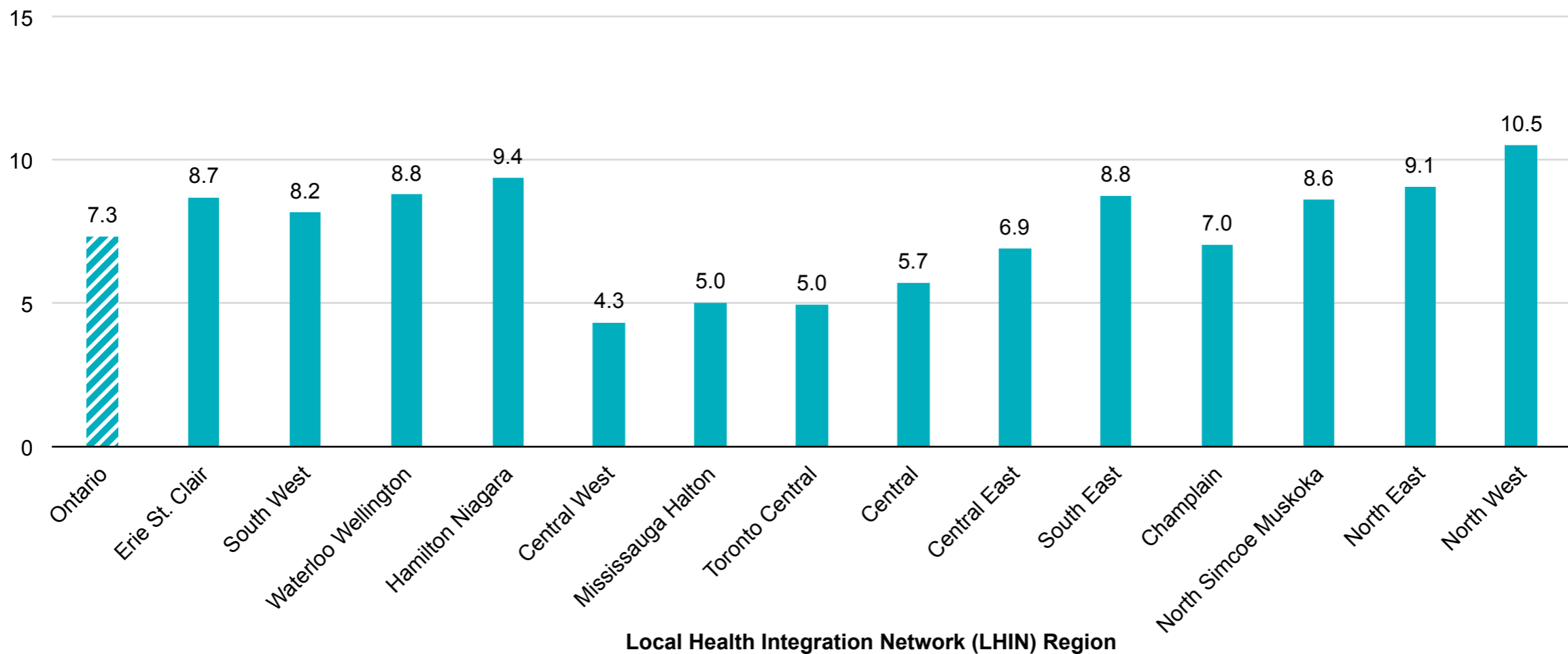
Note: Crude rates.

KEY FINDING

The 30-day all-cause mortality rate for hip fracture patients in Ontario varied across the LHIN regions, ranging from 4.3% to 10.5%.

30-day all-cause mortality for hip fracture patients, by LHIN, 2015

Percent



Data source: Discharge Abstract Database (DAD), National Ambulatory Care Reporting System. (NACRS), provided by the MOHLTC.

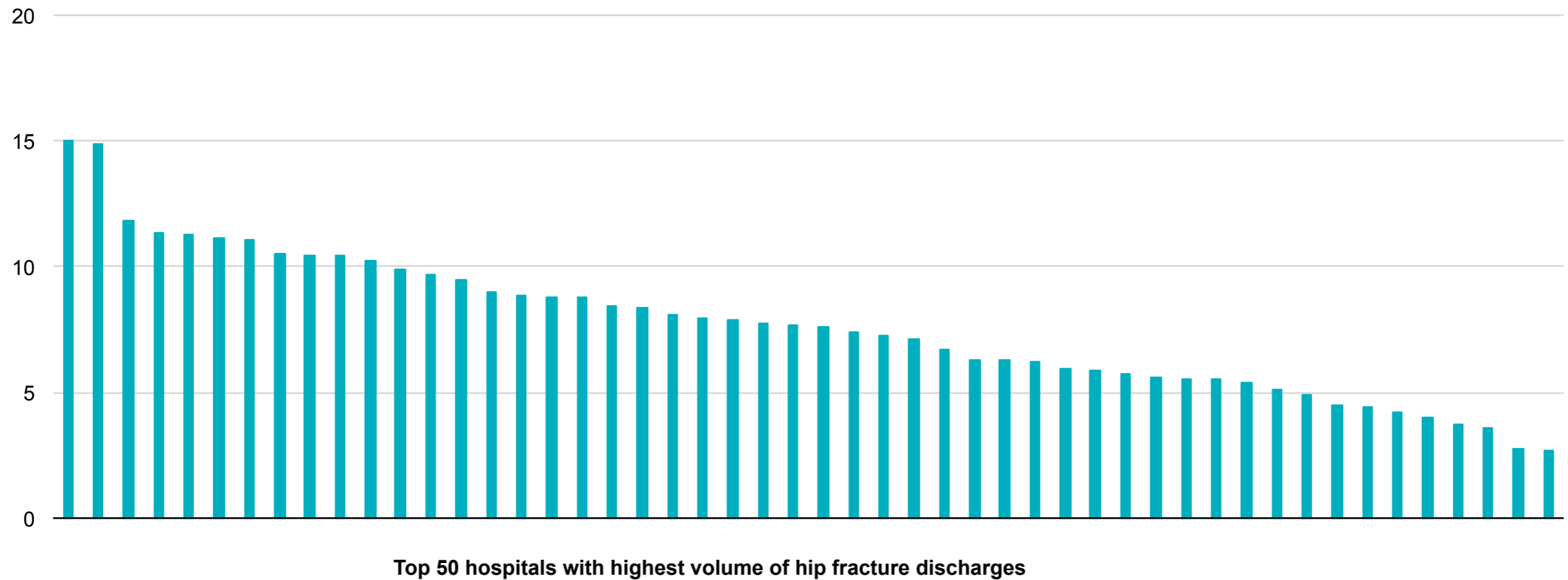
Note: The LHIN region refers to the location of the hospital where the hip fracture patient completed surgery. Results are risk-adjusted.

KEY FINDING

The 30-day mortality rate for hip fracture patients varied across the top 50 hospitals in Ontario, with the highest volume of hip fracture discharges, ranging from 2.7% to 15.0%.

30-day mortality for the top 50 hospitals, in Ontario, 2015

Percent



Data source: Discharge Abstract Database (DAD), National Ambulatory Care Reporting System. (NACRS), provided by the MOHLTC.

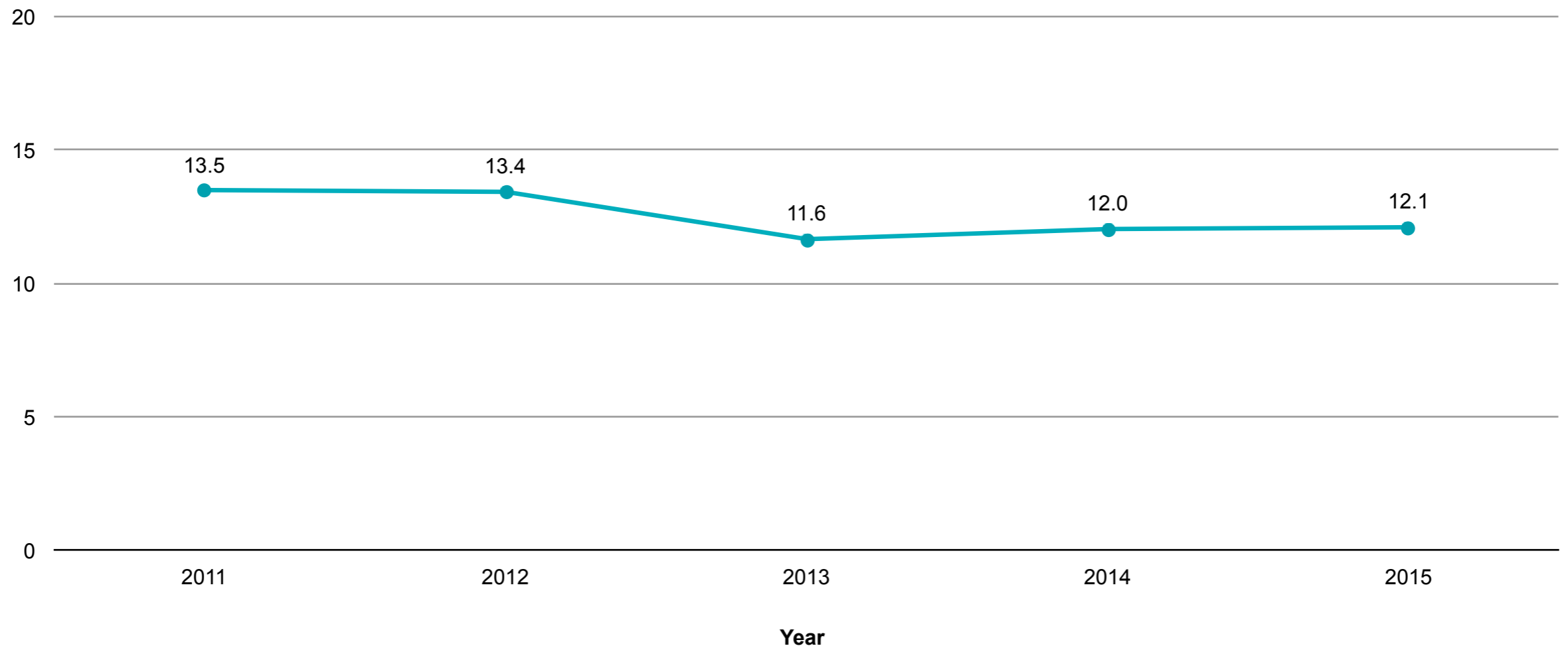
Note: Results are risk-adjusted.

KEY FINDING

The 90-day all-cause mortality rate for hip fracture patients in Ontario has decreased over the past five years.

90-day all-cause mortality for hip fracture patients, in Ontario, 2011 to 2015

Percent



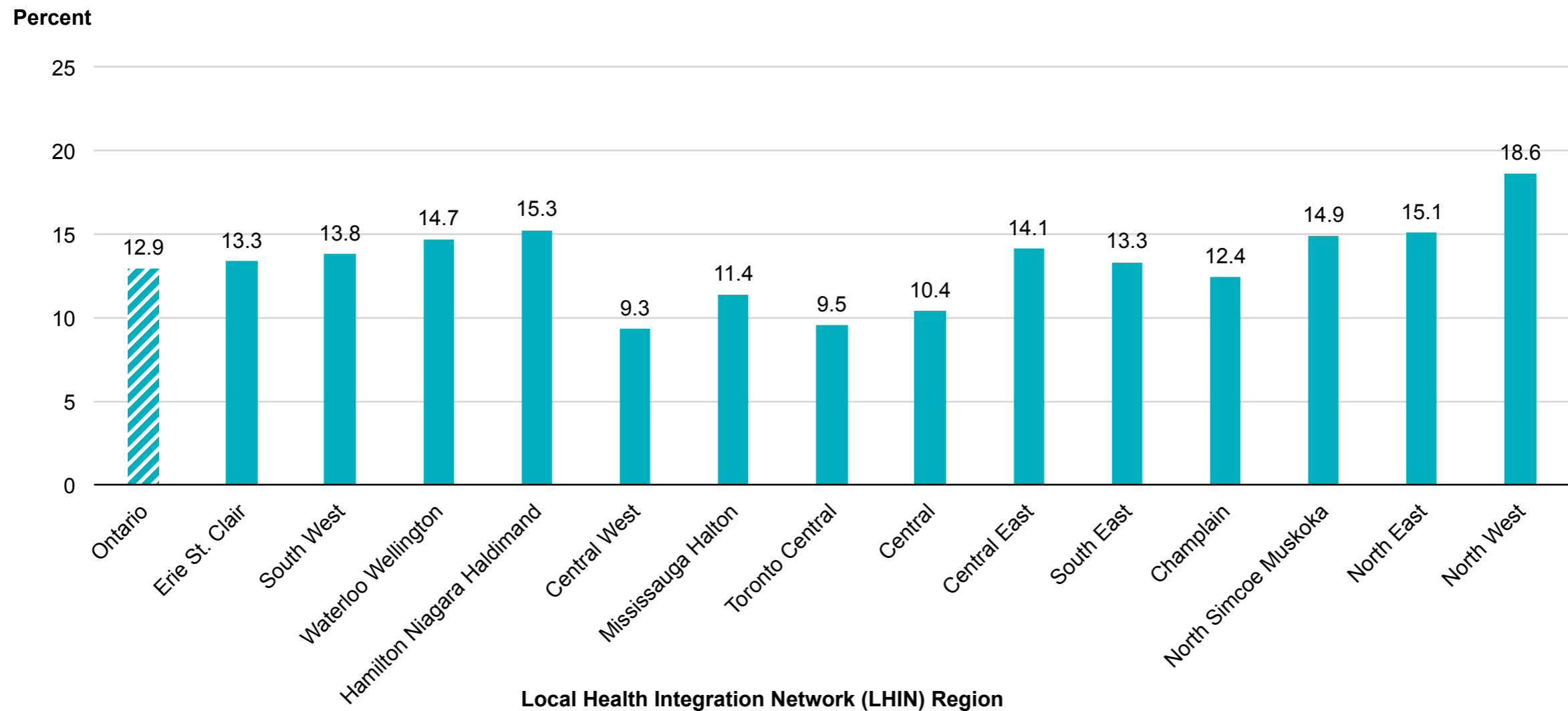
Data source: Discharge Abstract Database (DAD), National Ambulatory Care Reporting System. (NACRS), provided by the MOHLTC.

Note: Results are risk-adjusted.

KEY FINDING

The 90-day all-cause mortality rate for hip fracture patients in Ontario varied across the LHIN regions, ranging from 9.3% to 18.6%.

90-day all-cause mortality for hip fracture patients, by LHIN, 2015



Data source: Discharge Abstract Database (DAD), National Ambulatory Care Reporting System. (NACRS), provided by the MOHLTC.

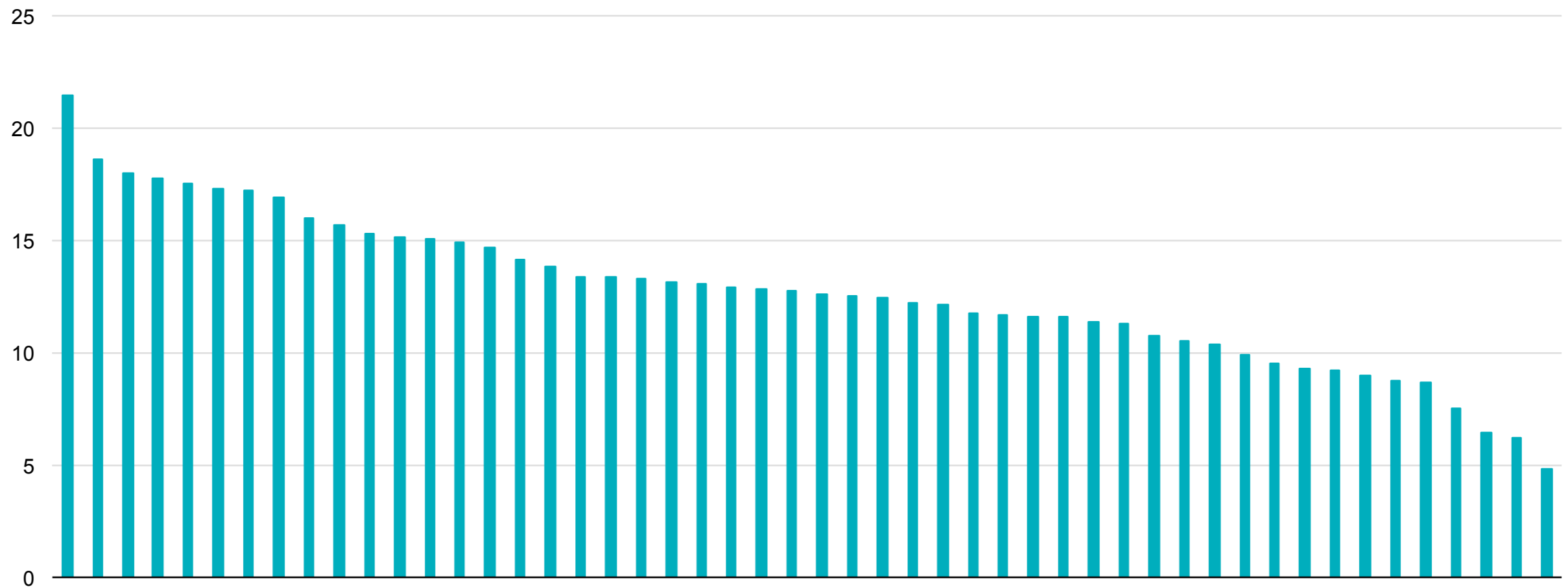
Note: The LHIN region refers to the location of the hospital the hip fracture patient was discharged from. Results are risk-adjusted.

KEY FINDING

The 90-day all-cause mortality rate for hip fracture patients varied across the 50 hospitals in Ontario with the highest volume of hip fracture discharges—ranging from 4.8% to 22.6%.

90-day all-cause mortality for the 50 hospitals with the highest volume of hip fracture discharges, in Ontario, 2015

Percent



50 hospitals with highest volume of hip fracture discharges

Data source: Discharge Abstract Database (DAD), National Ambulatory Care Reporting System. (NACRS), provided by the MOHLTC.

Note: Results are risk-adjusted.

Percentage of hip fracture patients receiving surgery within 48 hours — some context

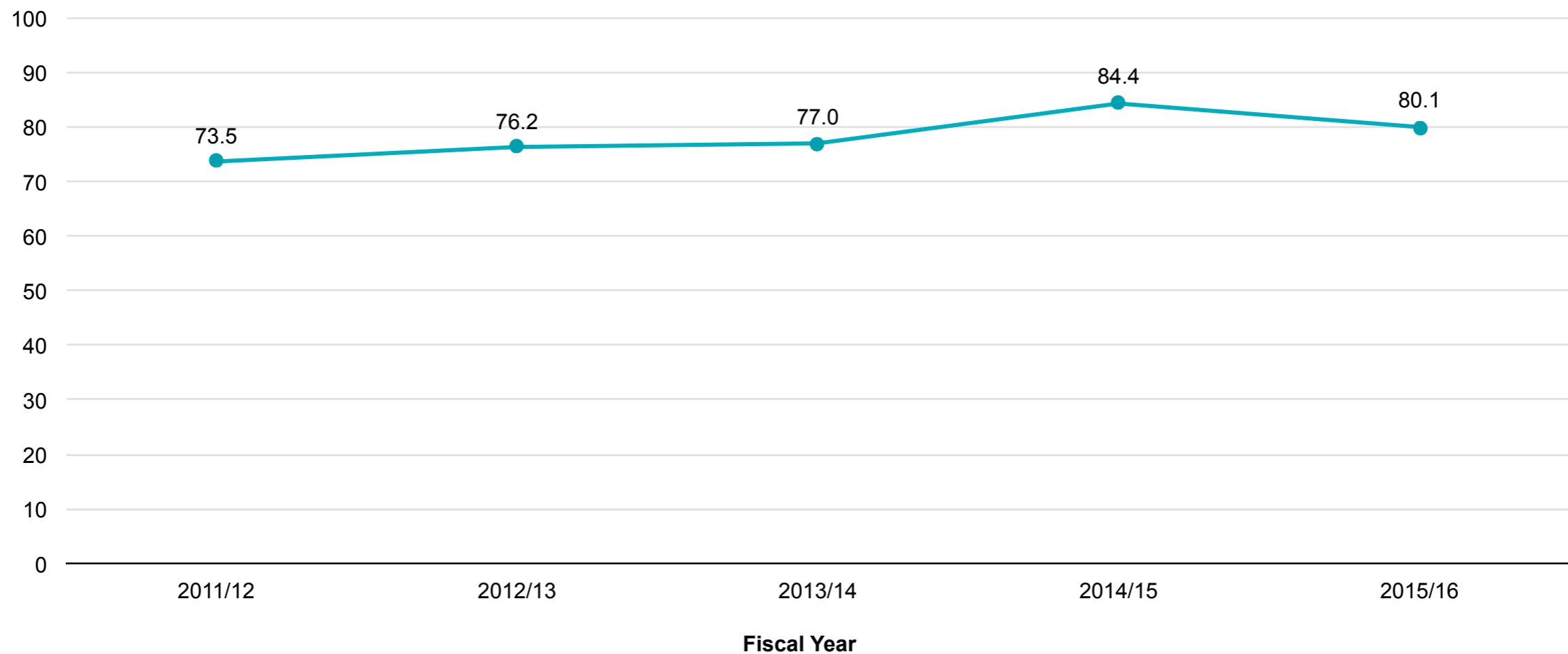
- Since the quality standard identifies that receiving surgical fixation within 48 hours of first arrival at any hospital (including any time spent in a nonsurgical hospital) is important, we examine the percentage of hip fracture patients who received surgery within this time frame.

KEY FINDING

The percentage of hip fracture patients who underwent surgery within 48 hours of first presentation to the hospital in Ontario has increased over the past five years, from 73.5% in 2011/12 to 80.1% in 2015/16.

Percentage of hip fracture patients who underwent surgery within 48 hours of first presentation to the hospital, in Ontario, 2011/12 to 2015/16

Percent

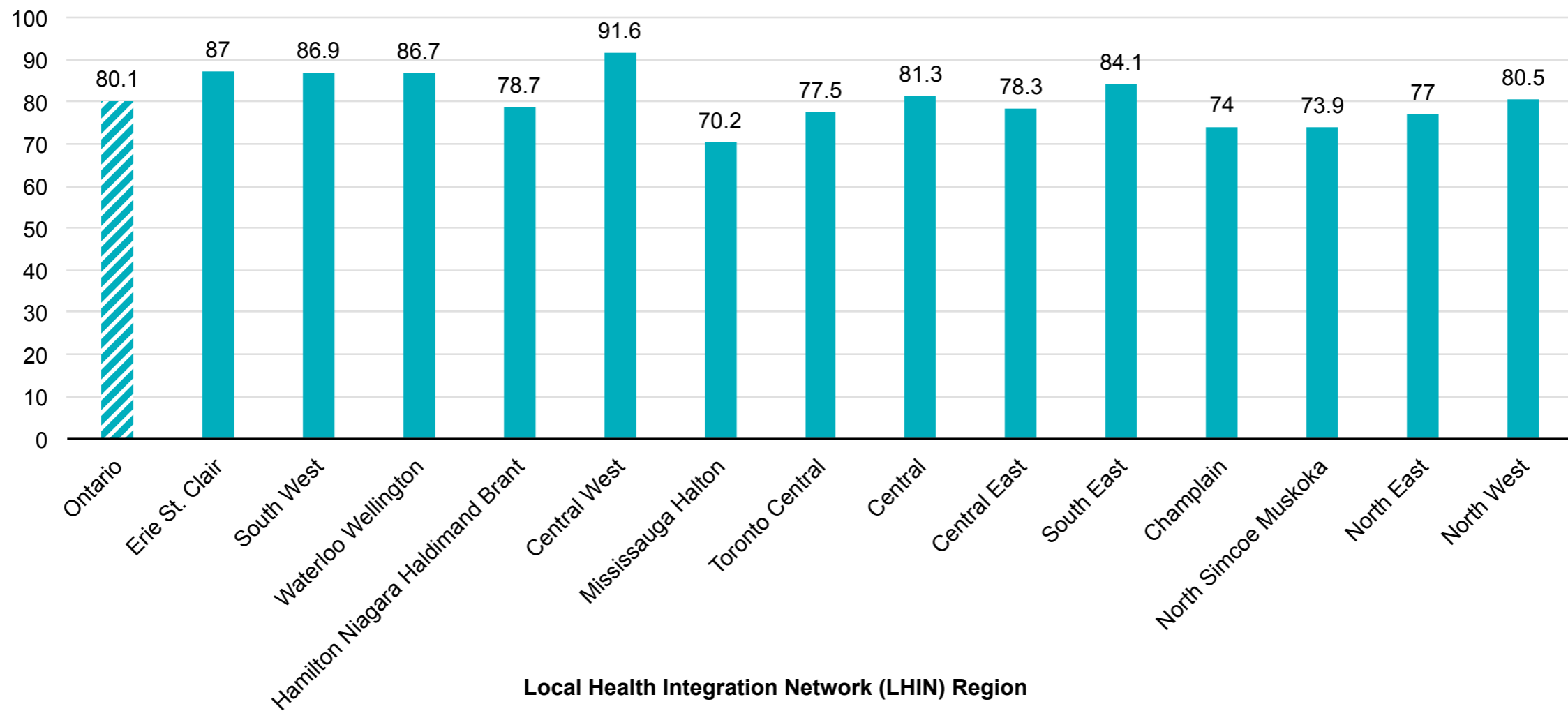


KEY FINDING

The percentage of hip fracture patients who underwent surgery within 48 hours of first presentation to the hospital varied across the LHIN regions, from 70.2% to 91.6%.

Percentage of hip fracture patients who underwent surgery within 48 hours of first presentation to hospital, by LHIN Region, 2015/16

Percent



Data source: Discharge Abstract Database (DAD), National Ambulatory Care Reporting System. (NACRS), provided by the MOHLTC.

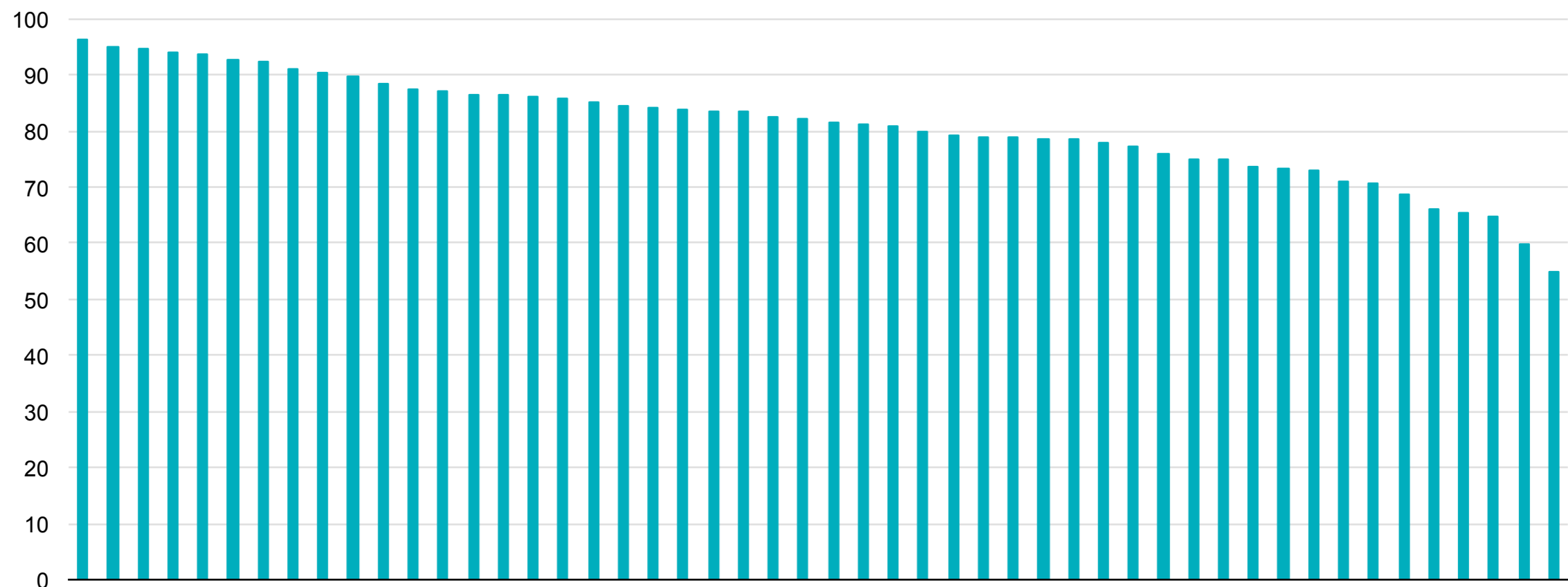
Note: The LHIN region refers to the location of the hospital where the hip fracture patient completed surgery.

KEY FINDING

The percentage of hip fracture patients who underwent surgery within 48 hours of first presentation to hospital varied across the 50 hospitals in Ontario with the highest volume of hip fracture discharges, ranging from 54.9% to 96.4%.

Percentage of hip fracture patients who underwent surgery within 48 hours of first presentation to the hospital, for the 50 hospitals in Ontario with the highest volume of hip fracture discharges, 2015/16


Percent



50 hospitals with highest volume of hip fracture discharges

Emergency department management — some context

- Because the quality standard aims to improve emergency department management, including admission and transfer of patients to a bed in an inpatient ward within 8 hours of arriving at hospital, we examine the percentage of patients admitted to an inpatient bed within this timeframe.

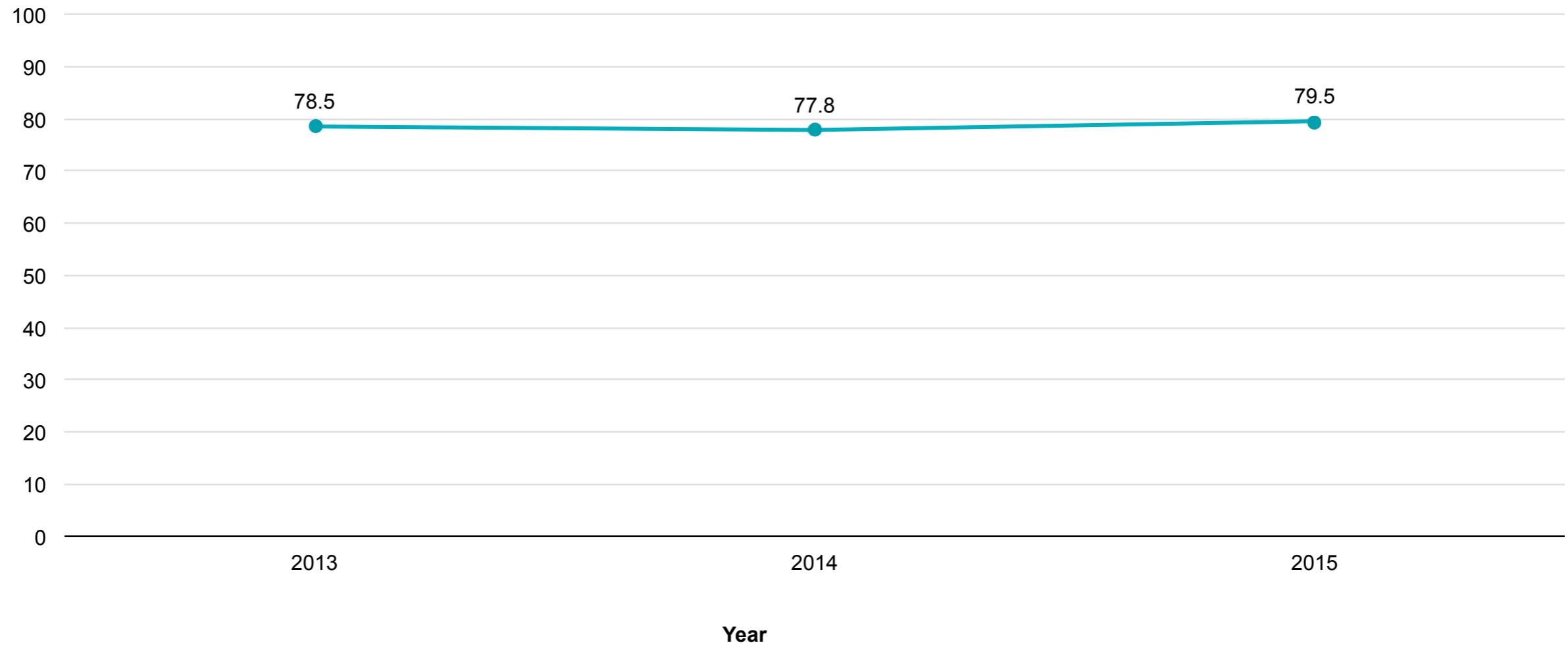


KEY FINDING

The percentage of patients who received a surgical fixation and were admitted to an inpatient bed within 8 hours has remained fairly stable over the past 3 years.

Percentage of hip fracture patients who underwent surgery within 48 hours of first presentation to the hospital, for the 50 hospitals in Ontario with the highest volume of hip fracture discharges, 2015/16

Percent

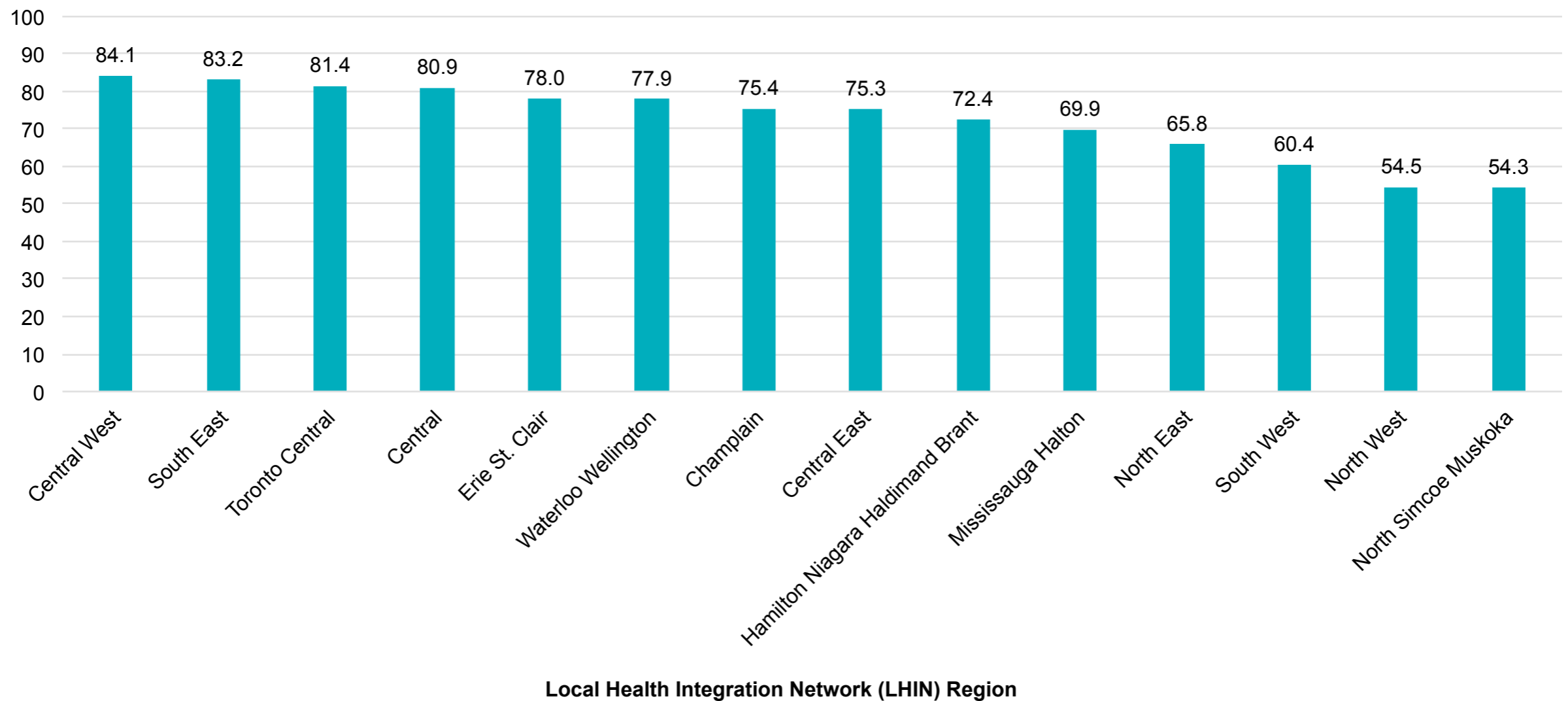


KEY FINDING

The percentage of patients who received a surgical fixation and were admitted to an inpatient bed within 8 hours varies between 54% and 84%.

Percentage of patients who received a surgical fixation and were admitted into an inpatient bed within 8 hours, in Ontario, by LHIN region, 2014/15

Percent

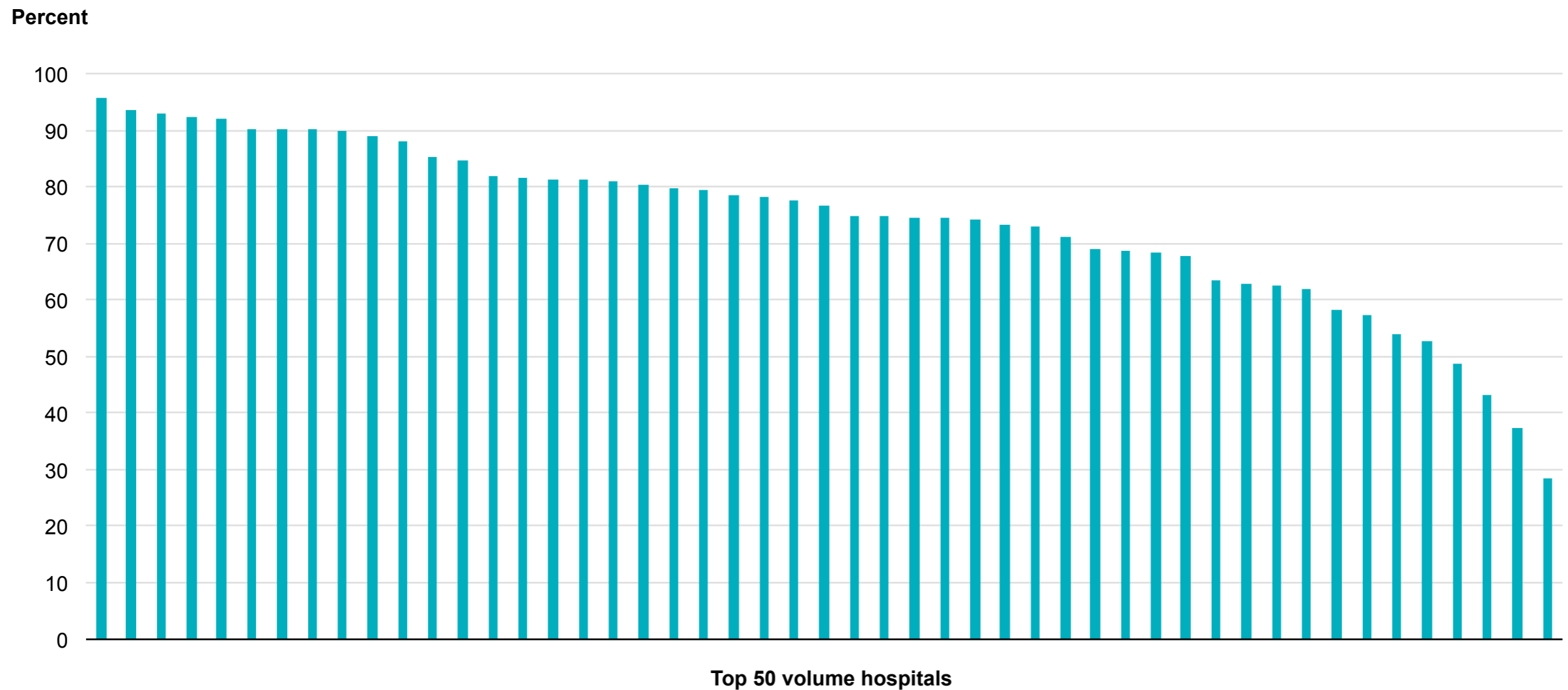


Data source: Discharge Abstract Database (DAD), National Ambulatory Care Reporting System (NACRS), accessed using the Ministry of Health and Long-Term Care IntelliHealth Ontario.

KEY FINDING

There is wide variation in the percentage of patients who received a surgical fixation and were admitted to an inpatient bed within 8 hours, among the top 50 volume hospitals.

Percentage of patients who received a surgical fixation and were admitted into an inpatient bed within 8 hours, top 50 volume hospitals, in Ontario, 2014/15



Data source: Discharge Abstract Database (DAD), National Ambulatory Care Reporting System (NACRS), accessed using the Ministry of Health and Long-Term Care IntelliHealth Ontario.

Postoperative blood transfusions — some context

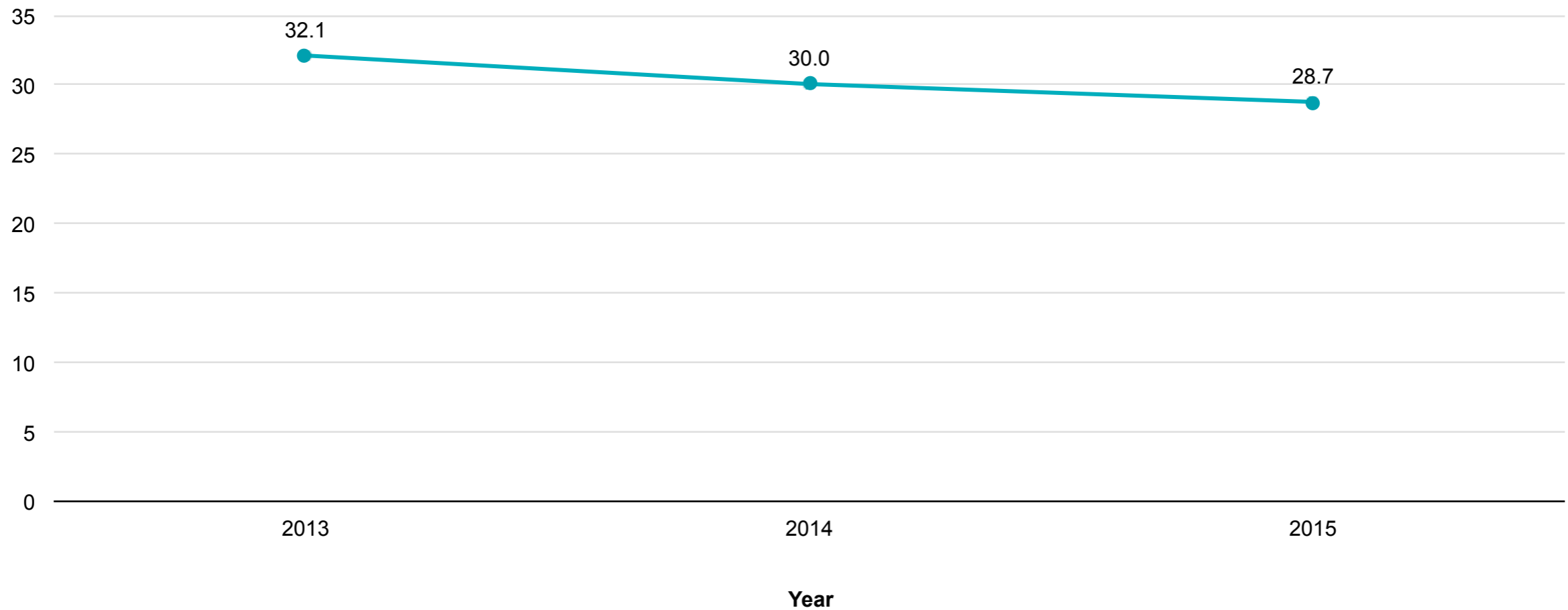
- Since the quality standard identifies that it is important that patients with hip fracture do not receive blood transfusions if they are asymptomatic and have a postoperative hemoglobin level equal to or higher than 80 g/L, we report the percentage of hip fracture patients who received a blood transfusion.

KEY FINDING

The percentage of hip fracture patients who received a blood transfusion in Ontario decreased slightly between 2013 and 2015.

Percentage of hip fracture patients who received a blood transfusion in Ontario, 2013 to 2015

Percent

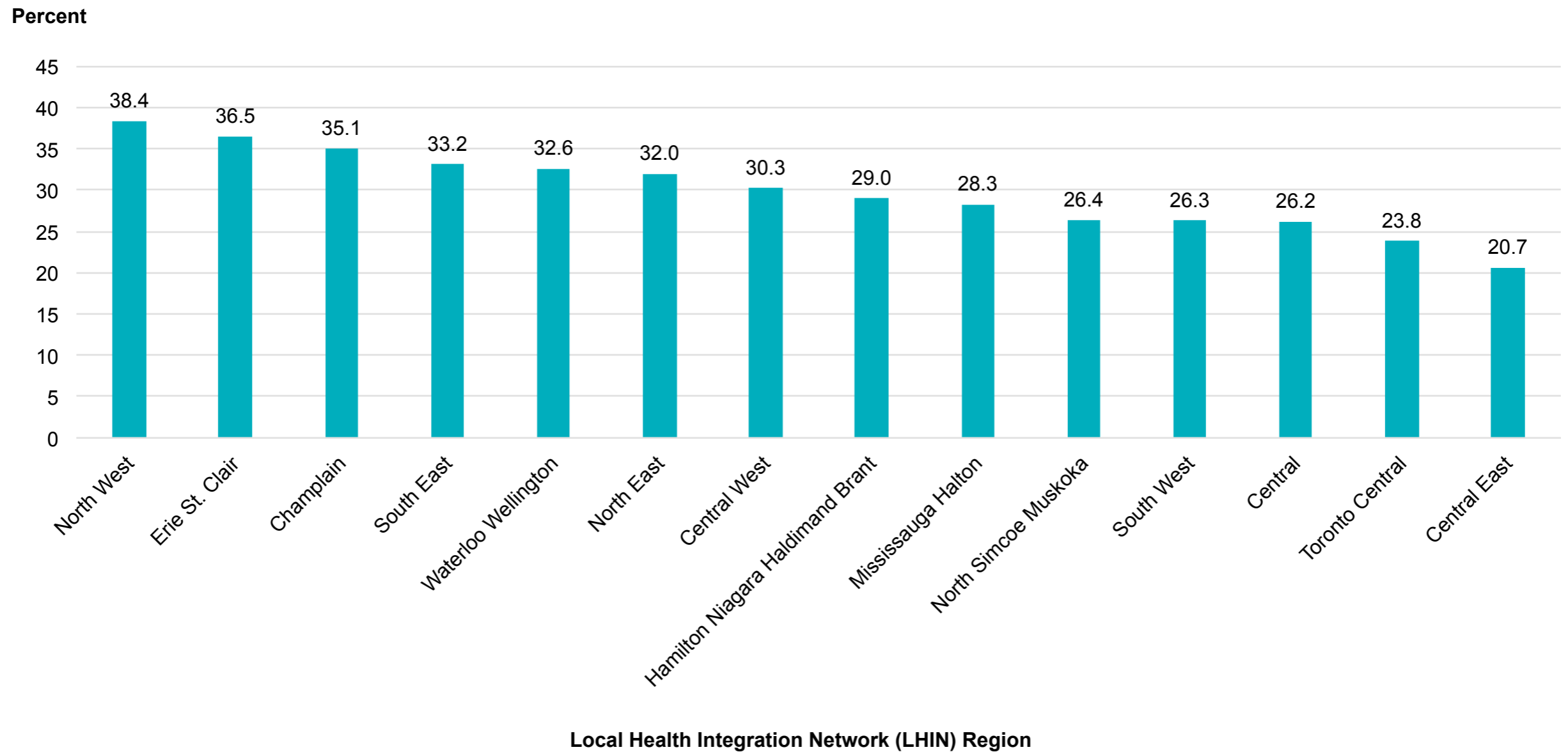


Data source: Discharge Abstract Database (DAD) accessed using MOHLTC IntelliHealth Ontario

KEY FINDING

The percentage of hip fracture patients who received a blood transfusion varies widely between LHIN regions.

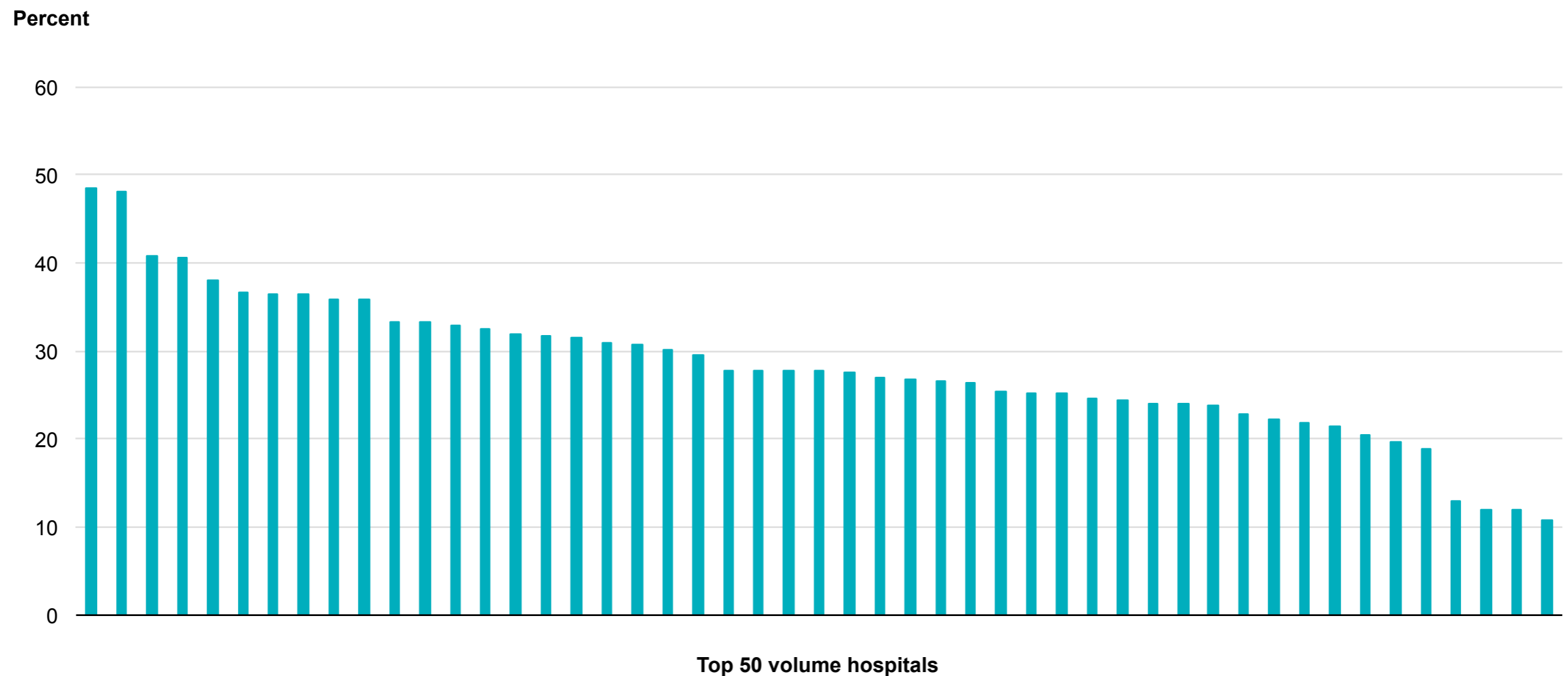
Percentage of hip fracture patients who received a blood transfusion, in Ontario by LHIN region, 2015 Fiscal Year



KEY FINDING




The percentage of hip fracture patients who received a blood transfusion varied widely among top 50 hospitals by volume.

Percentage of hip fracture patients who received a blood transfusion, top 50 volume hospitals, in Ontario, 2015 fiscal year



Additional Resources

This Information Brief is intended to support the hip fracture quality standard, which can be found in full on the Health Quality Ontario website.



A white square with a thin border containing the text "Quality Standards" in white.

Quality
Standards

For more information:

Website: hqontario.ca/qualitystandards

Contact Us: qualitystandards@hqontario.ca

Health Quality
Ontario

Let's make our health system healthier